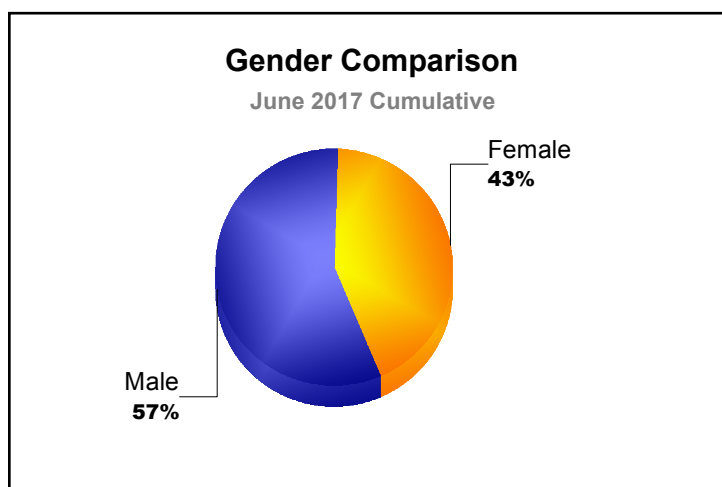
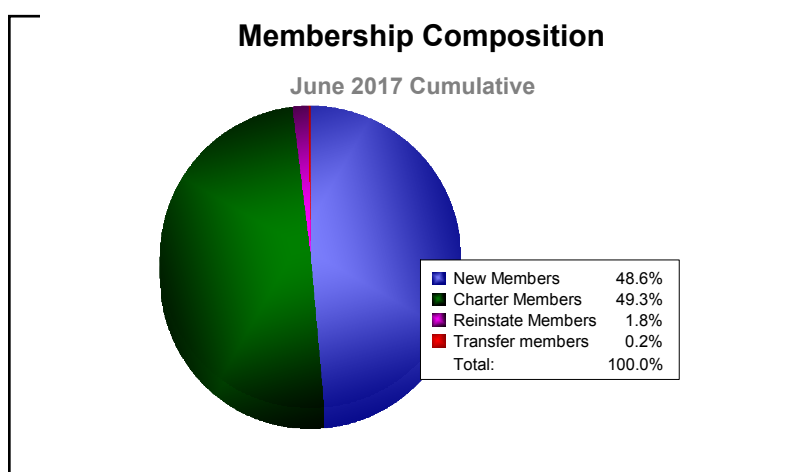
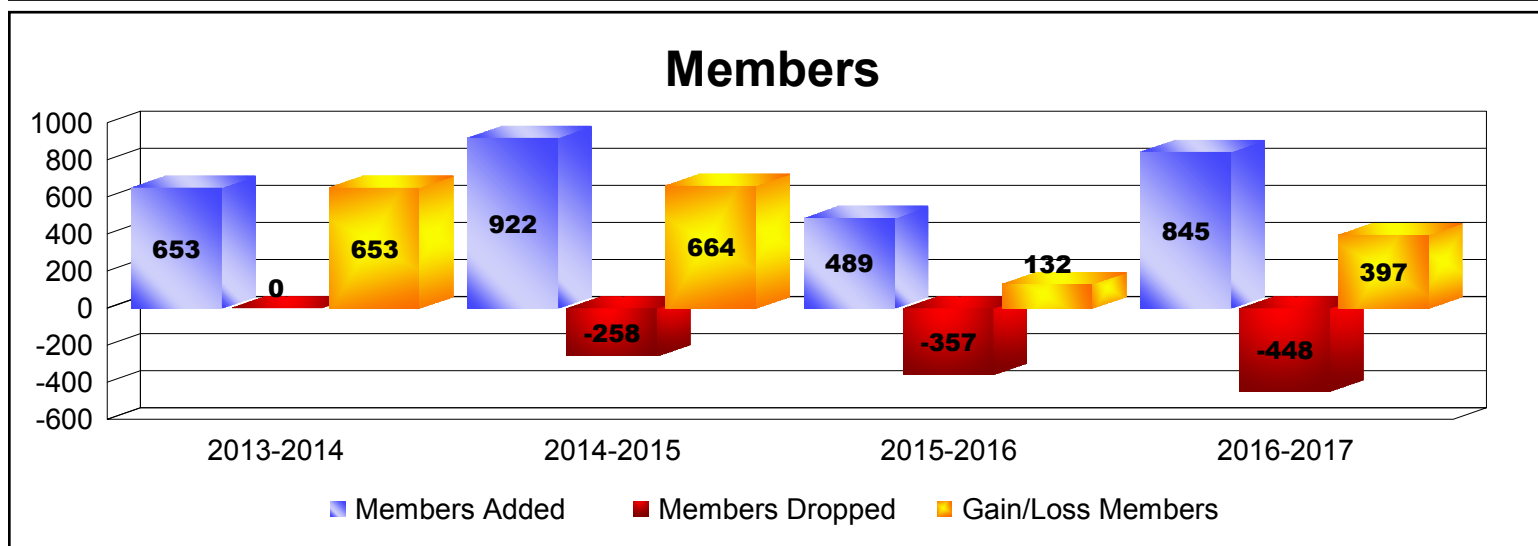
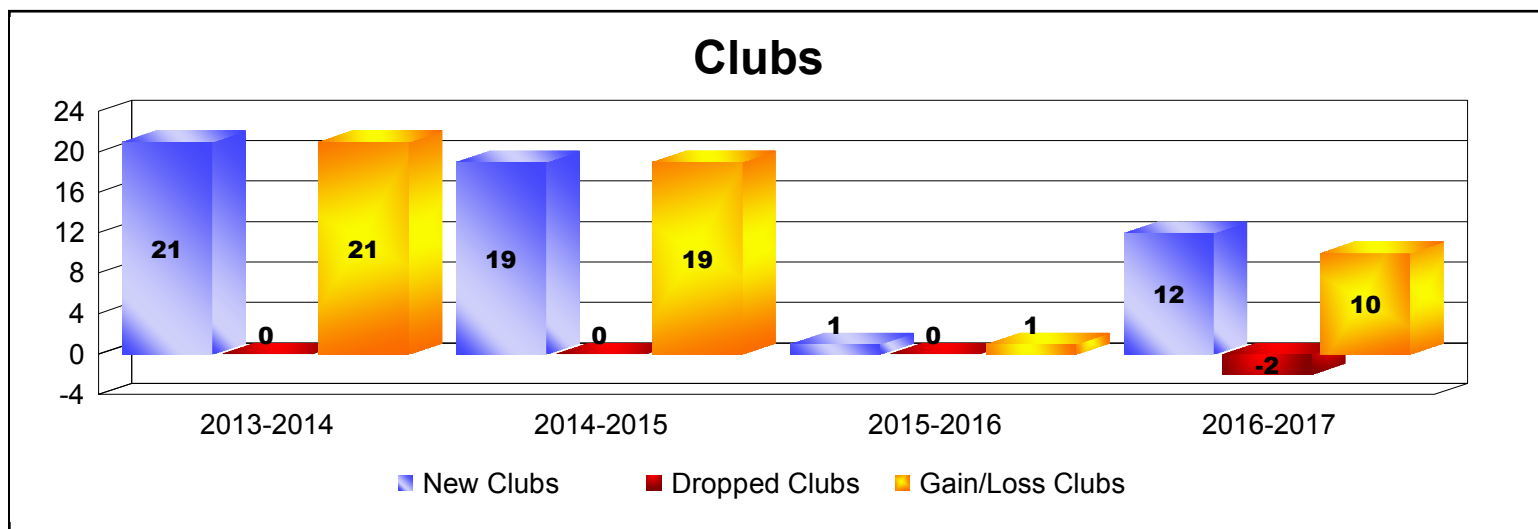


Year	New Clubs	Dropped Clubs	Gain/ Loss Clubs	New Members	Charter Members	Reinstate Members	Transfer Members	Total Member Added	Total Members Dropped	Gain/ Loss Members
2013-2014	21	0	21	0	653	0	0	653	0	653
2014-2015	19	0	19	315	574	0	33	922	-258	664
2015-2016	1	0	1	387	90	4	8	489	-357	132
2016-2017	12	-2	10	411	417	15	2	845	-448	397
Average	13	-1	13	278	434	5	11	727	-266	462



Year	New Clubs	Dropped Clubs	Gain/ Loss Clubs	New Members	Charter Members	Reinstate Members	Transfer Members	Total Member Added	Total Members Dropped	Gain/ Loss Members
2013-2014	3	0	3	0	83	0	0	83	0	83
2014-2015	0	-1	-1	3	0	0	1	4	-32	-28
2015-2016	0	-2	-2	0	0	0	0	0	-55	-55
Average	1	-1	0	1	28	0	0	29	-29	0

